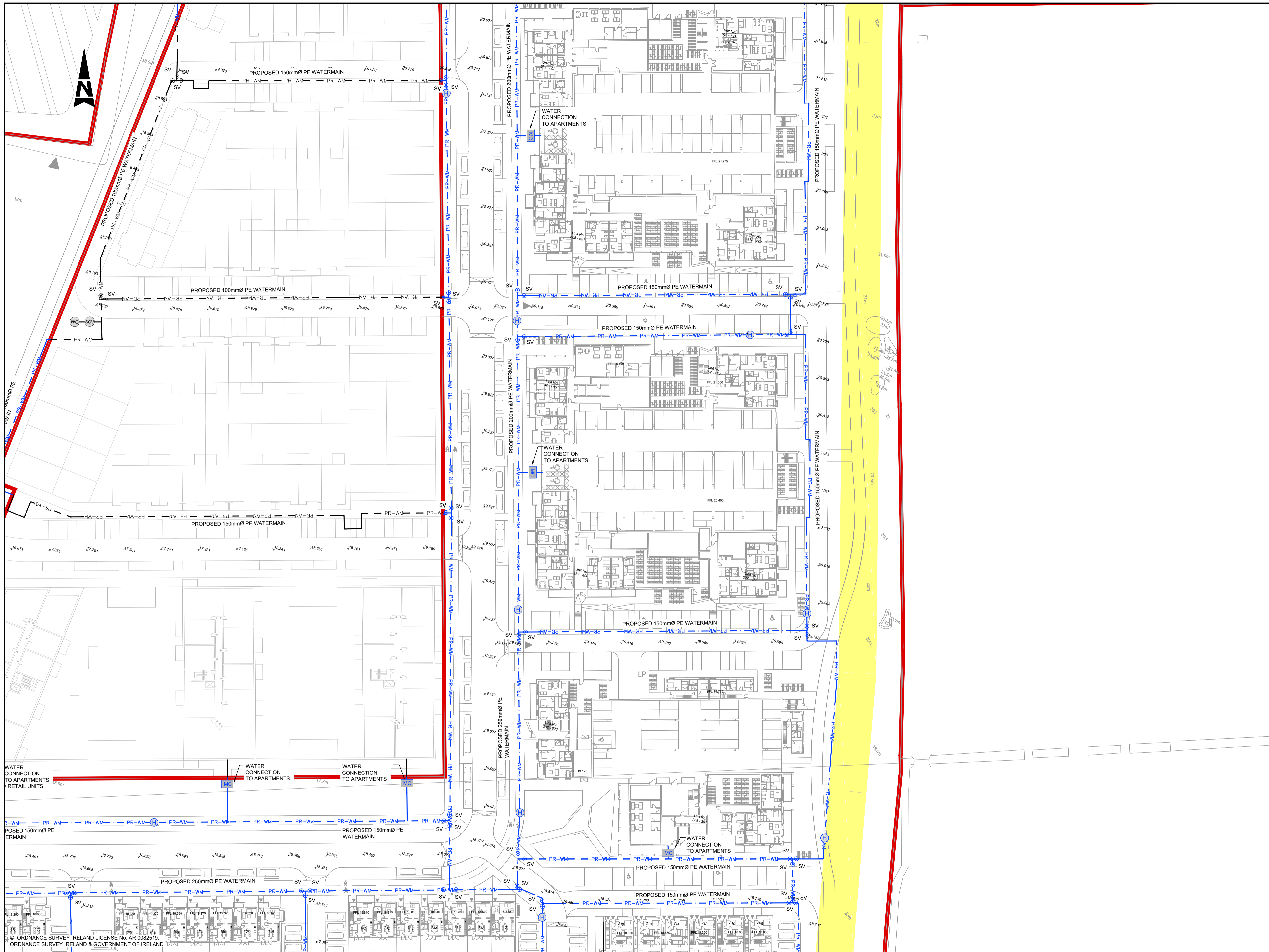


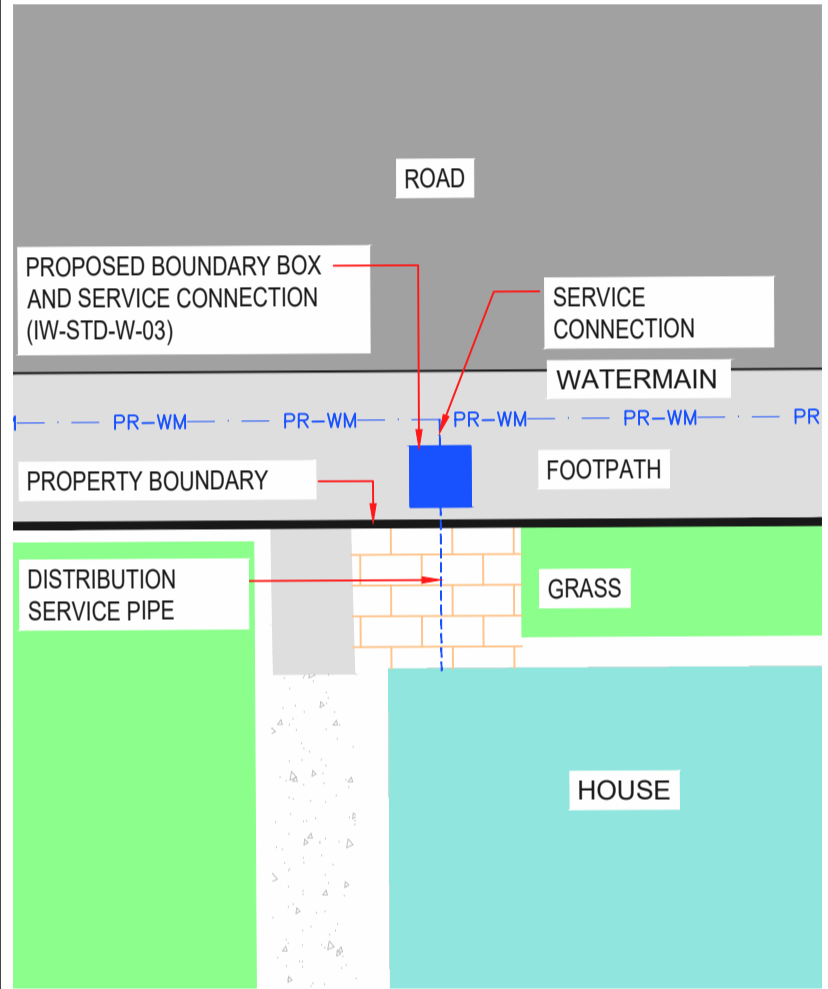
100
0 10
A1

DO NOT SCALE



- GENERAL NOTES
1. ALL DIMENSIONS ARE IN MILLIMETRES UNLESS NOTED OTHERWISE
 2. ONLY WRITTEN DIMENSIONS SHALL BE USED. NO DIMENSIONS SHALL BE SCALED FROM THE DRAWINGS
 3. ALL LEVELS ARE IN METRES AND ARE TO MALIN HEAD DATUM
 4. ALL COORDINATES ARE IN METRES AND ARE TO IRISH TRANSVERSE MERCATOR
 5. DRAWINGS ARE TO BE READ IN CONJUNCTION WITH THE SPECIFICATION

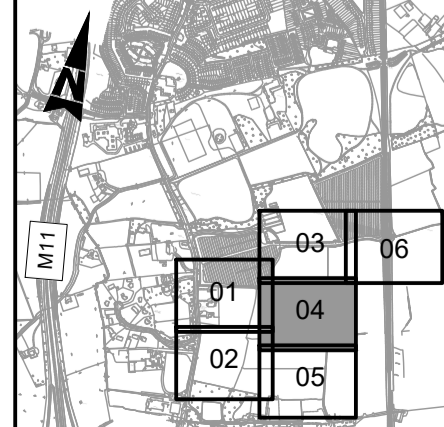
FINAL LAYOUT AS AGREED WITH IRISH WATER IN THE STATEMENT OF DESIGN ACCEPTANCE (REF NO.9451918857) APPENDIX A



TYPICAL BOUNDARY BOX DETAIL
Scale at A1 1:100

NOTE:
INSTALLATION OF WATER MAIN SHALL BE IN ACCORDANCE WITH IRISH WATER, WATER INFRASTRUCTURE STANDARD DETAILS (IW-CDS-5020-01) & CODE OF PRACTICE FOR WATER INFRASTRUCTURE (IW-CDS-5020-03)
INSTALLATION OF WATER MAIN AND ALL OTHER DEVELOPMENT SERVICES SHALL BE IN ACCORDANCE WITH IRISH WATER STD-W-11
AIR VALVE AND HYDRANTS COVERS, WHERE LOCATED IN GRASS AREAS, SHALL BE SURROUNDED BY A CONCRETE PLINTH, 200MM ALL ROUND AND 100MM DEEP FORMED WITH C20/25 CONCRETE, 20MM AGGREGATE SIZE, BEDDED IN CLAUSE 804 MATERIAL. THE PLINTH SHALL INCORPORATE MILD STEEL REINFORCEMENT LINKS AND SHALL HAVE A BULL-NOSE FINISH AROUND ITS EXTERNAL PERIMETER. SEE SECTION 3.18 OF WATER CODE OF PRACTICE

LEGEND	
— EX—WM —	EXISTING WATERMAIN
— PR—WM —	PROPOSED (HPPE/HDPE PE-100 SDR-17) WATERMAIN DIAMETER AS INDICATED
— PR—WM —	PROPOSED (HPPE/HDPE PE-100 SDR-17) WATERMAIN ALLOWANCE FOR FUTURE DEVELOPMENT
SV	PROPOSED SLUICE VALVE (IW-STD-W-15)
H	PROPOSED FIRE HYDRANT (ONLINE IW-STD-W-18) (OFFLINE IW-STD-W-19)
BM	PROPOSED BULK METER (IW-STD-W-26)
AV	PROPOSED AIR VALVE (ONLINE IW-STD-W-22) (OFFLINE IW-STD-W-23)
SC	PROPOSED SCOUR VALVE (IW-STD-W-30)
MC	PROPOSED MANIFOLD CHAMBER (W-CDS-5020-03 SECTION 3.14)
EC	PROPOSED END CAP (IW-STD-W-05)
WO	PROPOSED WASH OUT HYDRANT (IW-STD-W-30A)
—	EXISTING IW WAYLEAVE - FOUL RISING MAIN
—	SITE BOUNDARY



Rev	Description	By	Date	Chk'd	Auth
F	PLANNING SUBMISSION	PS	29.10.19	AC	GH
F	FINAL CLIENT APPROVAL	PS	09.10.19	AC	GH
F	FOR IRISH WATER FINAL APPROVAL	PS	27.09.19	AC	GH
E	RE ISSUED FOR IW REVIEW	PS	23.08.19	AC	GH
D	RE ISSUED FOR IW REVIEW	PS	09.08.19	AC	GH
C	RE ISSUED FOR IW REVIEW	PS	27.05.19	AC	GH
B	DRAFT RE ISSUE FOR IW	PS	16.05.19	AC	GH
A	DRAFT ISSUE FOR IW	PS	02.05.19	AC	GH

ATKINS
Member of the SNC-Lavalin Group

Atkins House, 150-155 Airside Business Park, Swords, Co. Dublin
Tel (+353) 01 810 8000 Fax (+353) 01 810 8001

Unit 2B, 2200 Cork Airport Business Park, Cork
Tel (+353) 021 429 0300 Fax (+353) 021 429 0360

2nd Floor Technology House Parkmore Technology Park, Galway
Tel (+353) 091 786 0550 Fax (+353) 091 779 830

Client
AEVAL

Project
WOODBROOK PHASE 1

Purpose		PLANNING	
Title	PROPOSED WATERMANS LAYOUT SHEET 4 of 6		
Original Scale	1:500 at A1	Design/Drawn	PS
1:1000 at A3	Date	17.04.18	Checked
Status	P	17.04.18	GH
Drawing Number	5154251 / EWE / DR / 0444		Authorised
Rev	F	Date	17.04.18
Rev	F	Date	17.04.18

File: 5154251_DWG_0441_0447.dwg
Date: Oct 31, 2019 - 11:12am
Plotted by: patrick.sheridan